

SPECIFICATIONS PROPOSAL & BID DOCUMENT

IALHB0664-18 – 001
Property: 1300 Irene Street

Sioux City, Iowa

Lead Based Paint Remediation must be completed in 10 days from receiving the Notice to Proceed

All projects with costs of \$20,000 or more are subject to HUD's pre-approval prior to issuance of a Notice to Proceed.

**BIDS ARE DUE at the following location on June 17, 2019 no later than 4:00 p.m.
City of Sioux City: Neighborhood Services Division
Attn: Ron Engle
405 6th Street, Room 305
P.O. Box 447
Sioux City, IA 51102**

NON-COLLUSION AFFIDAVIT OF PRIME BIDDER

STATE OF) _____) SS:
COUNTY OF)

_____, being first duly sworn, deposes and says that:

- (1) He is _____ of
(Owner, partner, office, representative, agent, other, explain)
_____, the Bidder that has submitted the attached Bid;
- (2) He is fully informed respecting the preparation and contents of the attached Bid and of all pertinent circumstances respecting such bid;
- (3) Such Bid is genuine and is not a collusive or sham Bid;
- (4) Neither the said Bidder nor any of its officers, partners, owner, agents, representatives, employees or parties in including this affiant, nor any employee or official of the City of Sioux City has in any way colluded, conspired, connived or agreed, directly or indirectly, with any other Bidder, firm or person to submit a sham bid in connection with the Contract for which the attached Bids have been submitted or to refrain from bidding in connection with such Contract, or has in any manner, directly or indirectly, sought by agreement or collusion or communication or conference with any other Bidder, firm or person to fix the price or prices in the attached Bid or of any other Bidder, or to fix overhead, profit or cost element of the Bid price or the Bid price of any other Bidder, or to secure through any collusion, conspiracy, connivance or unlawful agreement, any advantage against the City of Sioux City or the owner of the property interested in the proposed contract;
- (5) The prices quoted in the attached Bid are fair and proper and are not tainted by any collusion, conspiracy, connivance or unlawful agreement on the part of Bidder or any of its agents, representatives, owners, employers or parties in interest including this affiant, or by any employee or official of the City of Sioux City.

SIGNED

TITLE

**SIOUX CITY
LEAD HAZARD CONTROL PROGRAM
BID AND PROPOSAL**

PROJECT SPECIFICATIONS FOR PROPERTY LOCATED AT:

**1300 Irene Street
Sioux City, Iowa 51105**

The proposal of _____ (hereinafter called "Bidder"), organized and existing under the laws of the State of _____ doing business as * _____. (*Insert "a corporation", "a partnership", or "an individual" as applicable.)

To the City of Sioux City, Iowa (hereinafter called "COMMUNITY").

In compliance with your Advertisement for Bids, BIDDER hereby proposes to perform all WORK for the project located at the above referenced property certifies, and, in the case of a joint BID, each party thereto certifies as to his own organization, that this BID has been arrived at independently, without consultation, communication, or agreement as to any matter related to this BID with any other BIDDER or with any competitor.

BIDDER hereby agrees to commence work under this proposal on or before a date to be specified in the Notice to Proceed.

BIDDER acknowledges receipt and complete understanding of the Instructions to Bidder:

Printed or typed name of BIDDER / CONTRACTOR

Signature of BIDDER / CONTRACTOR

LINE ITEM PRICING

(CONTRACTOR TO VERIFY QUANTITIES DURING WALKTHROUGH)

NOTE(S): 1) All finish work to be completed per the Bidding Instructions. 2) You are responsible for repairing any damage to components remaining in place (i.e. header and casings as part of window replacement). 3) Per Iowa Admin Code 641-70.2(135) ““Paint Stabilization” means repairing any physical defect in the substrate...”			
LINE	ITEM		LEAD
#	INTERIOR DIVISION	LIRA	PRICE
1	Basement, Storage, Window (# 14) – Abatement – Remove and replace all window components.	21-5	
	Basement, Storage, Window (#15) – Abatement - Remove Sash, strip all paint from Sash, Photograph for documentation of removal. Prime and paint with two coats of high quality appropriate paint. Reinstall window sash.	27	
2	Dining Room, Window (# 8) – Abatement – Remove and replace Window Components. Remove any unnecessary storm windows and ensure all painted surfaces exposed by the activity are covered in a suitable weather resistant material that matches the surrounding. Caulk seams to create dust tight seal.	82 84	
3	Kitchen, Window (# 9) – Abatement – Remove and replace Window Components. Remove any unnecessary storm windows and ensure all painted surfaces exposed by the activity are covered in a suitable weather resistant material that matches the surrounding. Caulk seams to create dust tight seal.	136 138 140	
4	Living Room (#s 1,10,11) – Abatement – Remove and replace Window Components. Remove any unnecessary storm windows and ensure all painted surfaces exposed by the activity are covered in a suitable weather resistant material that matches the surrounding. Caulk seams to create dust tight seal.	156 158	
5	Bedroom 1 (#s 2,3) – Abatement – Remove and replace Window Components. Remove any unnecessary storm windows and ensure all painted surfaces exposed by the activity are covered in a suitable weather resistant material that matches the surrounding. Caulk seams to create dust tight seal.	203 204 205 206	
6	Bedroom 2 Closet, Attic Door – Abatement – Remove and replace component.	261	
7	Bedroom 2 Closet, Stair Tread – Interim – Cover treads entirely with wear resistant material.	266	
8	Attic, Window Frame & Sill (# 18) – Abatement – Remove and replace Window Components. Remove any unnecessary storm windows and ensure all painted surfaces exposed by the activity are covered in a suitable weather resistant material that matches the surrounding. Caulk seams to create dust tight seal.	269 270	
9	Attic, Ceiling Board, (Side D) – Interim – – Paint Stabilization followed by two coats of high quality appropriate paint.	274	

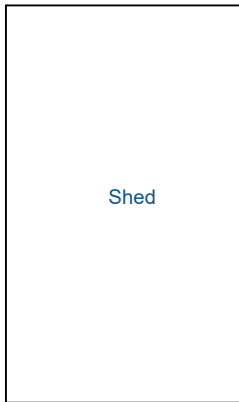
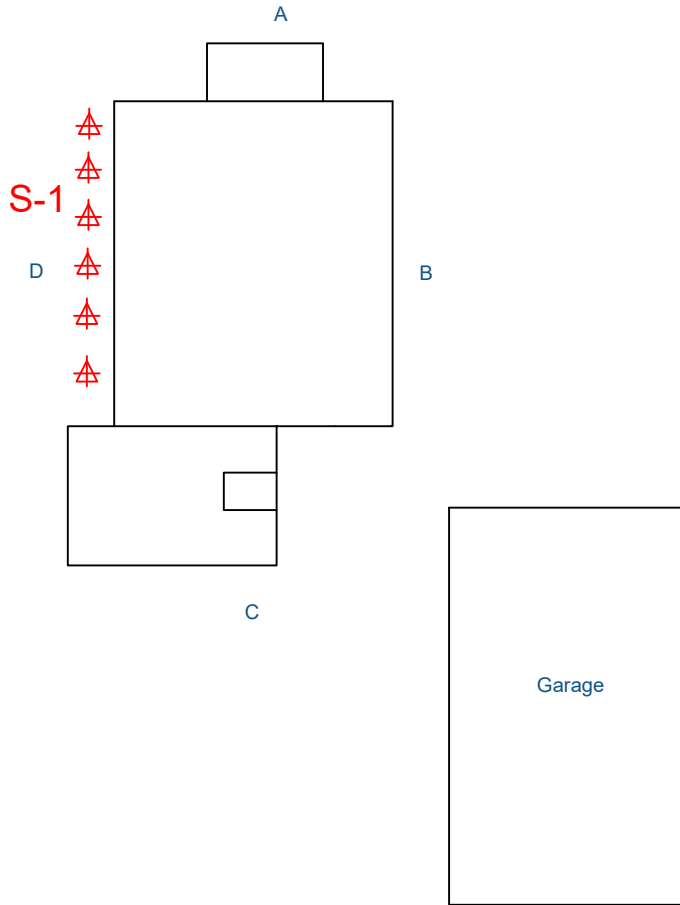
EXTERIOR DIVISION			PRICE
NOTE: If due to colder weather, some or all exterior work may be postponed until warmer conditions. Please make sure that your prices incorporate this, as NO change orders will be issued for additional travel expenses.			
10	Exterior, Windows (#s 1,2,3,8,9,10,11,15) – Interim – Remove any unnecessary storm windows and ensure all painted surfaces are covered in a suitable weather resistant material that matches the surrounding. Caulk seams to create dust tight seal.	283 285- 298 302- 305	
11	Exterior, Windows (# 16) – Interim – Paint Stabilization followed by two coats of high quality exterior paint. Repaint to match existing.	294	
12	Exterior, Truss Ends (All) – Interim – Paint Stabilization followed by two coats of high quality exterior paint. Repaint to match existing.	309	
13	Exterior, Entry Door, Sill/Threshold (Side A) – Abatement – Remove all paint from Sill/Threshold, Photograph for documentation of removal. Prime and paint with two coats of high quality appropriate paint.	317	
14	Exterior, Shed, Screen Sashes on ground – Abatement – Dispose of screen sashes.	331 332	
15	Exterior, Garage, Fascia (All) – Interim – Paint Stabilization followed by two coats of high quality exterior paint. Repaint to match existing.	336	
16	Exterior, Garage, Overhead Door (Casing/Header) – Abatement – Paint Stabilization followed by installation of weather resistant material. Caulk seams to create dust tight seal.	345	
***	If any painted areas are exposed during the completion of activities the price to treat those areas to the same level as the line item should be included.		X
CLEAN UP AND CONTAINMENT DIVISION			PRICE
This section includes containment and clean-up and waste removal. It may or may not include wrapping of large pieces of furniture and/or appliances. Contractor must clean dwelling sufficiently to pass clearance testing. If containment is utilized, contractor is responsible for establishing containment. If dwelling does not pass clearance on the first attempt, the contractor is responsible for costs associated with subsequent attempts. This line item shall not exceed \$1,500.			\$
POST REMEDIATION TESTING AND CLEARANCE			PRICE
Pre-negotiated price for the entirety of the 2018 LHCG. This amount is payable to Impact 7G., Inc. If there are any failed visual inspections they will be billed at a rate of \$300.00 per occurrence, if there are additional inspections that require dust or soil sampling they will be billed at a rate of \$600.00 per occurrence. Any amounts incurred over the initial \$900.00 are the responsibility of the contractor.			\$ 900

BID SUMMARY (1300 Irene Street)		Base Bid Price
INTERIOR DIVISION TOTAL		\$
EXTERIOR DIVISION TOTAL		\$
CLEAN-UP AND WASTE DIVISION TOTAL		\$
TESTING AND CLEARANCE		\$ 900
TOTAL AMOUNT FOR LEAD BASE BID		\$
ALTERNATE BID ITEMS		
		Alternate Pricing
NOTE: Provide the TOTAL cost for the alternate bid items. If an alternate bid item is selected, the provided cost will replace the costs designated in the "Remove Lines."		
Alt	Truss Ends – Paint stabilize followed by enclosure of a weather resistant materials. Caulk Seams to create dust-tight seal. This will replace item #12	\$
HH Alt	Dining Room Window – Obtain frame from property owner and re-glaze and reinstall missing window sash.	
Alt	Garage Fascia – Paint Stabilization followed by the installation of a weather resistant material. Caulk seams to create a dust-tight seal.	
HH Alt	TBD	
HH Alt	TBD	

Section to be filled in by City:

ACCEPTED HEALTHY HOMES ALTERNATES	\$
ACCEPTED LBP ALTERNATES	\$
ADJUSTED BASE BID TOTAL	\$

Irene Street



Legend


- ▲ Soil Sample
- × Dust Sample
- V = Vinyl
- M = Metal

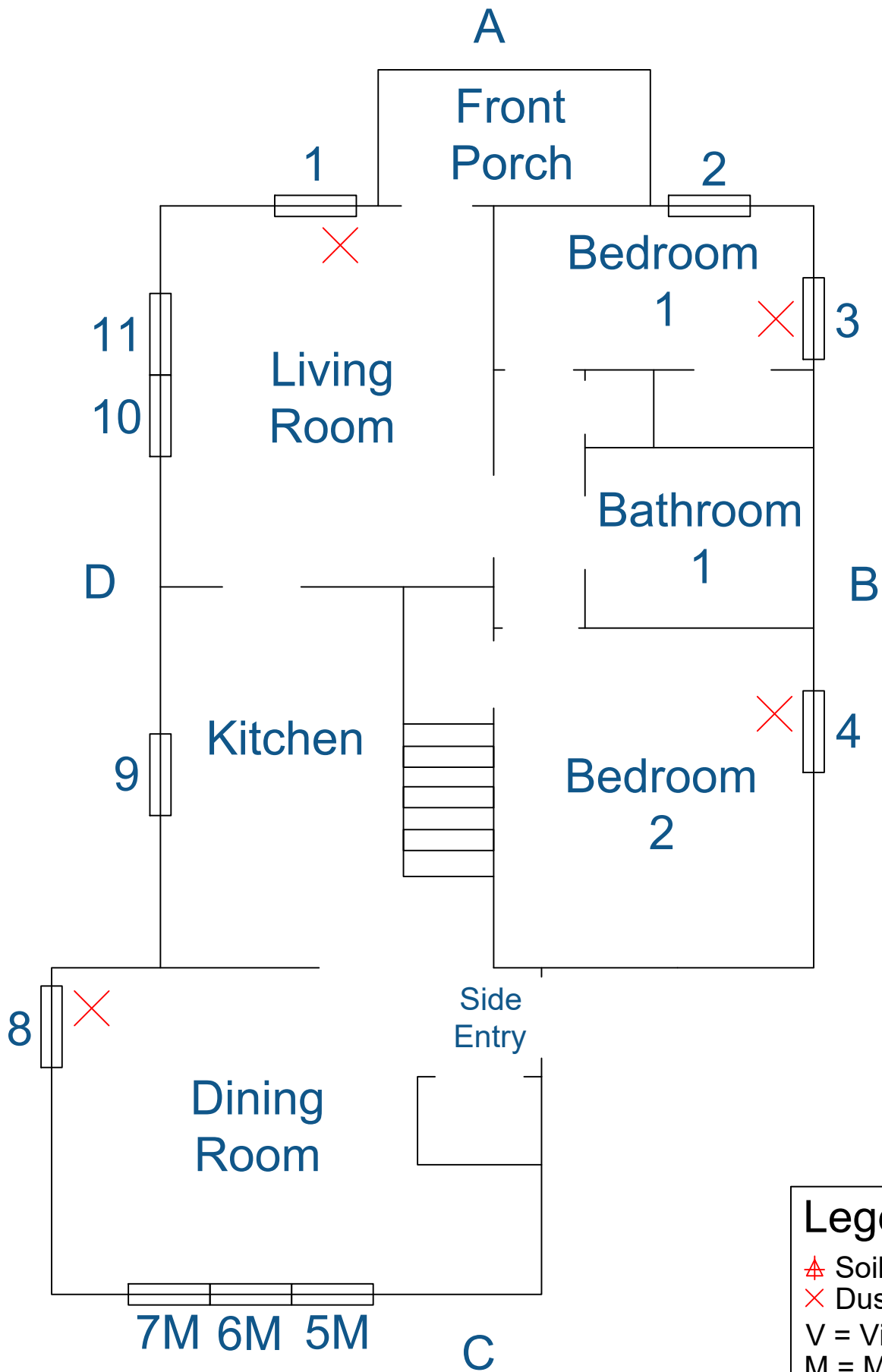


JOB DESCRIPTION: LBP Inspection / Risk Assessment
1300 Irene Street
Sioux City, Iowa

SHEET TITLE: Property Map
Exterior

DATE: 05/20/19
DRAWN BY: TS
CHECKED BY: JR
SCALE: N/A
PROJECT NO: Sioux City LHCG 2018





Legend

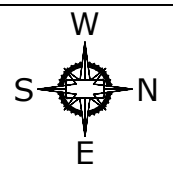
- ▲ Soil Sample
- × Dust Sample
- V = Vinyl
- M = Metal

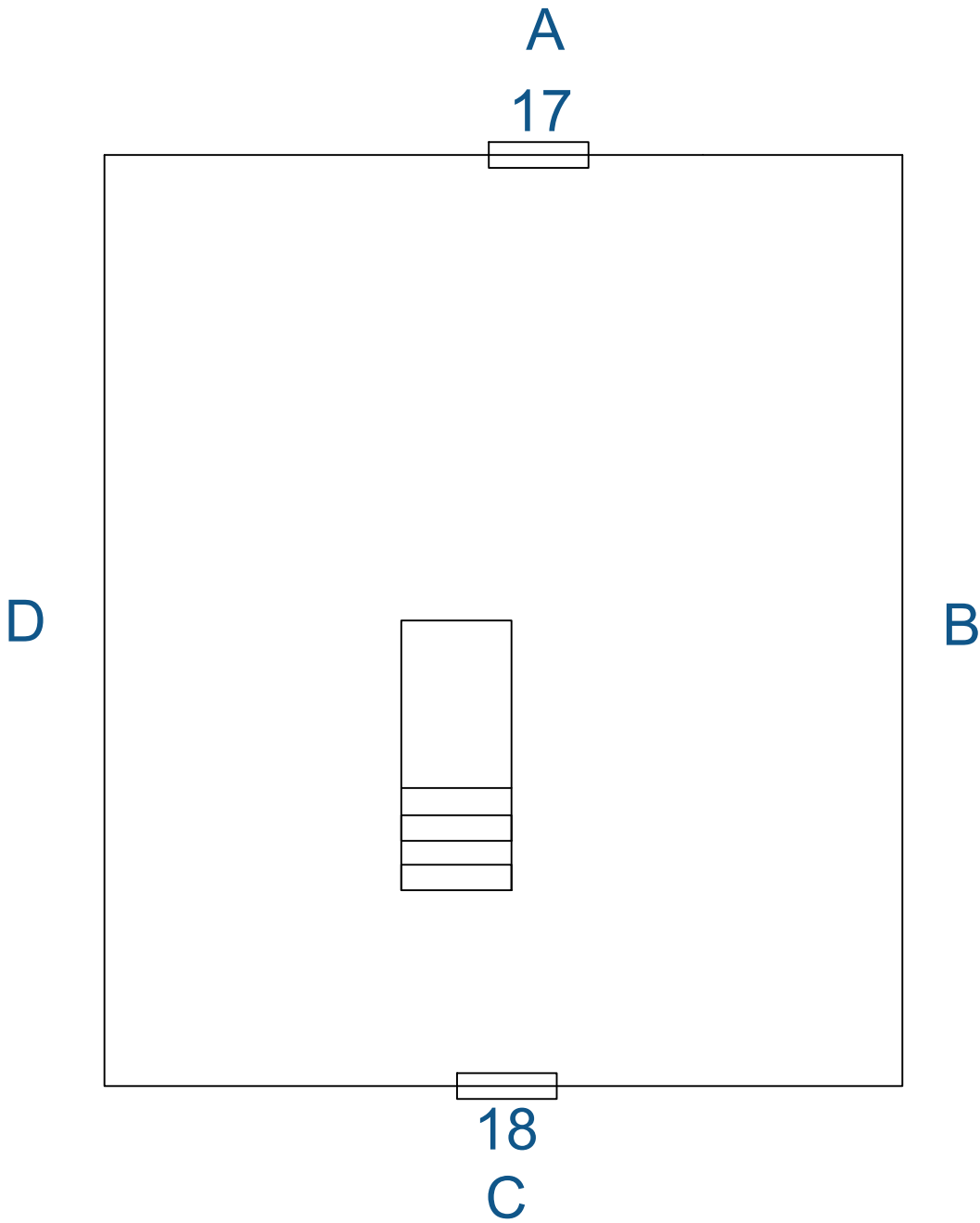


JOB DESCRIPTION: LBP Inspection / Risk Assessment
 1300 Irene Street
 Sioux City, Iowa

SHEET TITLE: Property Map
 1st Floor

DATE:	05/20/19
DRAWN BY:	TS
CHECKED BY:	JR
SCALE:	N/A
PROJECT NO:	Sioux City LHCG 2018





Legend

- ▲ Soil Sample
- × Dust Sample
- V = Vinyl
- M = Metal

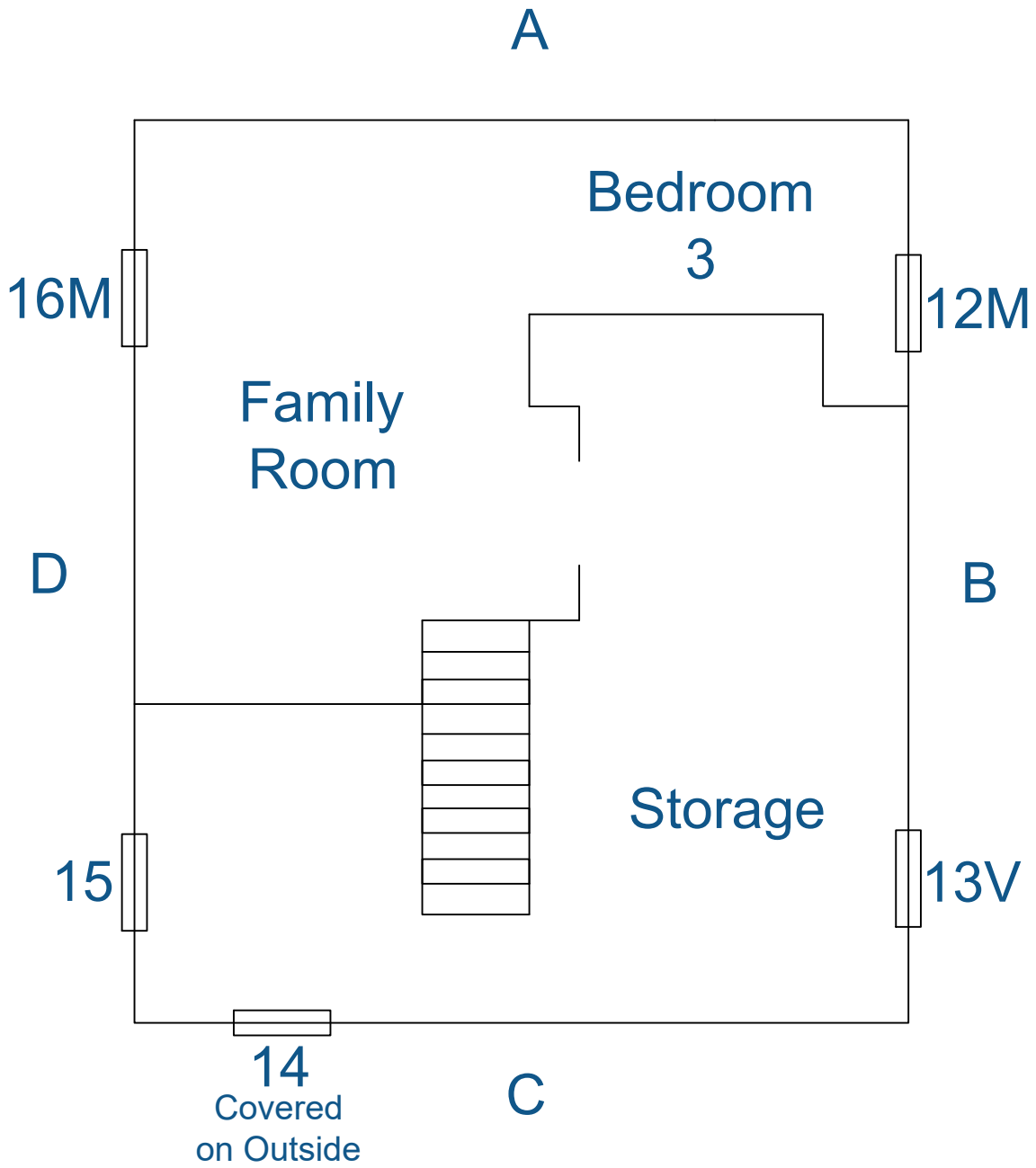


JOB DESCRIPTION: LBP Inspection / Risk Assessment
 1300 Irene Street
 Sioux City, Iowa

SHEET TITLE: Property Map
 Attic

DATE: 05/20/19
 DRAWN BY: TS
 CHECKED BY: JR
 SCALE: N/A
 PROJECT NO: Sioux City LHCG 2018





Legend

- ▲ Soil Sample
- × Dust Sample
- V = Vinyl
- M = Metal



JOB DESCRIPTION: LBP Inspection / Risk Assessment
 1300 Irene Street
 Sioux City, Iowa

SHEET TITLE: Property Map
 Basement

DATE: 05/20/19
 DRAWN BY: TS
 CHECKED BY: JR
 SCALE: N/A
 PROJECT NO: Sioux City LHCG 2018

